



# LECTURE PIANO

## Fichier 1




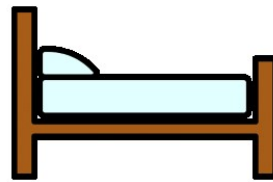
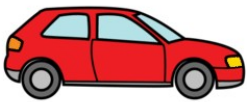




l L l L

1 Découpe et colle les images où tu entends L.


2 Entoure l'image quand tu entends le son L.




3 Colorie la syllabe que tu entends.



li  
la  
le



li  
la  
le



lè  
lé  
le

4 Entoure la lettre **L** à chaque fois que tu la vois.

L j F l Y t L l i p q L e

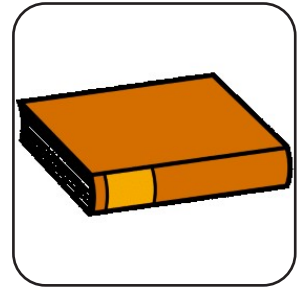

lapin ballon **flaque** alphabet Léo

5 Relie chaque syllabe à son image.


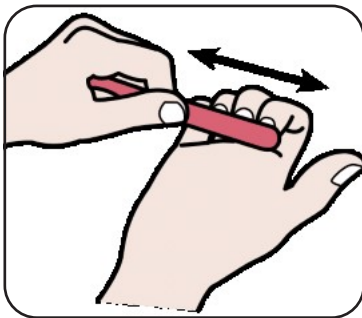
lu

la

li



6 Essaie d'écrire les mots qui correspondent au dessin.




f

F



f

F


1 Découpe et colle les images où tu entends **F**.



2 Entoure l'image quand tu entends le son **F**.



3 Colorie la syllabe que tu entends.



fe

fa

fu



fe

fo

fa



fu

fo

fe



4 Entoure la lettre **F** à chaque fois que tu la vois.

G F I f C t F f e E f F e

ferme

figure

coiffure

France

affolé


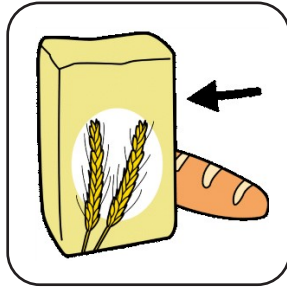

5 Relie chaque syllabe à son image.

fu

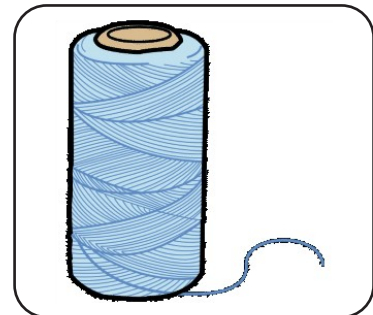
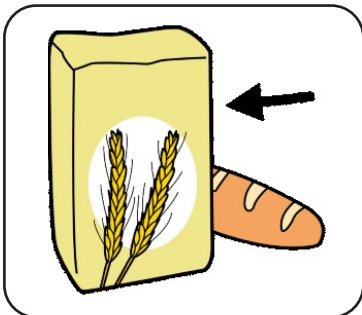
fa

fi

fi





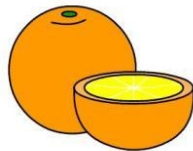

6 Essaie d'écrire les mots qui correspondent au dessin.




ch Ch ch Ch

1 Découpe et colle les images où tu entends **CH**.

2 Entoure l'image quand tu entends le son **CH**.




3 Colorie la syllabe que tu entends.



cha  
cho  
che



cha  
cho  
che



cha  
cho  
che

4 Entoure les lettres **CH** à chaque fois que tu les vois.

ph CH gn ch **Ch** oh **hc** CH

chaud cochon **chocolat** haricot hache



5 Relie chaque syllabe à son image.

cho


chu

che

cha



6 Essaie d'écrire les mots qui correspondent au dessin.



s

S



s

S


1 Découpe et colle les images où tu entends **S**.

Empty box for pasting images.

2 Entoure l'image quand tu entends le son **S**.



3 Colorie la syllabe que tu entends.



us

su

is



so

sa

se



as

os

sa

4 Entoure la lettre **S** à chaque fois que tu la vois.

K s q s X r S f ∞ C s S f

pastèque

poisson

escargot

soupe

souris


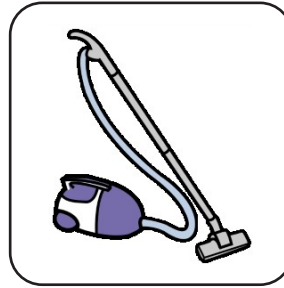

5 Relie chaque syllabe à son image.

sa


as

si

se



6 Essaie d'écrire les mots qui correspondent au dessin.



# révisions


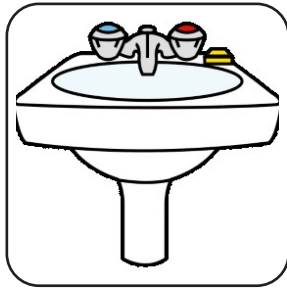
1 Relie chaque mot à la bonne syllabe.

la


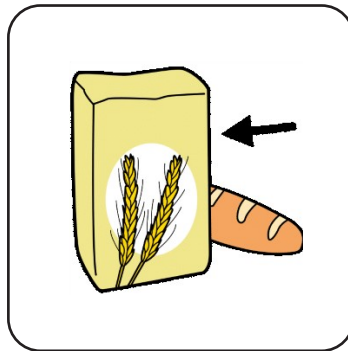

fe

sa

cha



2 Remets les syllabes dans l'ordre pour former des mots.



che

va

ri

fa

ne

che

val

**3** Colorie les mots de la phrase.

LaféeLiliaunchat.

La

a

fée

une

un

Lola


Lili

chat

à


Le

**4** Dessine ce que tu as compris.




m M m M


1 Découpe et colle les images où tu entends **M**.




2 Entoure l'image quand tu entends le son **M**.




3 Écris la syllabe qui manque : ma, mi, mè



ca \_\_\_ léon



\_\_\_ mmouth



pyra \_\_\_ de

4 Entoure la lettre **M** à chaque fois que tu la vois.

w M k m N U m u r O M M n

mammoth mouche fourmi Marine domino




5 Relie chaque syllabe à son image.

ma



mé

mi

mo




6 Essaie d'écrire les mots qui correspondent au dessin.



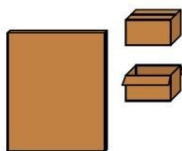



r R r R


1 Découpe et colle les images où tu entends **R**.




2 Entoure l'image quand tu entends le son **R**.




3 Écris la syllabe qui manque : ra, ro, re



voitu \_\_\_\_\_



\_\_\_\_\_teau



\_\_\_\_\_bot

4 Entoure la lettre **R** à chaque fois que tu la vois.

r | v | r | **R** | N | p | u | r | O | M | **R** | r

rame

caravane

rapide

écrire

lire




5 Relie chaque syllabe à son image.

ro



ré

ar

ri




6 Essaie d'écrire les mots qui correspondent au dessin.






n N n N

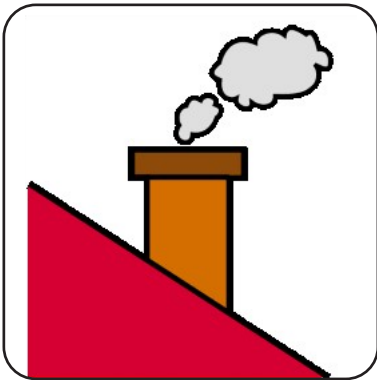
1 Découpe et colle les images où tu entends **N**.




2 Entoure l'image quand tu entends le son **N**.




3 Écris la syllabe qui manque : ne, né, nè



chemi \_\_\_ e



pla \_\_\_ te



lu \_\_\_

4 Entoure la lettre **N** à chaque fois que tu la vois.

u M v n **M N n** u n P **N N** w

numéro machine **rumine** domino dune



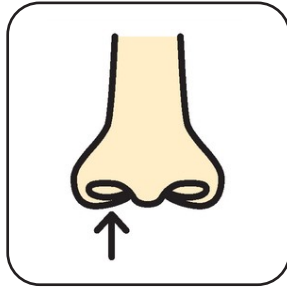

5 Relie chaque syllabe à son image.

na

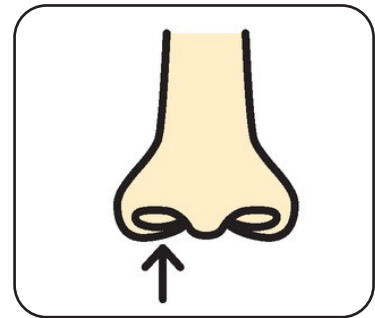

no

ni

nu



6 Essaie d'écrire les mots qui correspondent au dessin.



# révisions




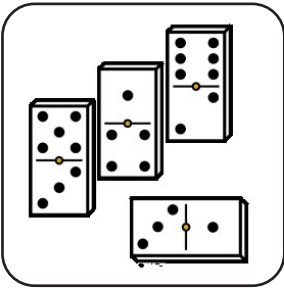
1 Relie chaque mot à la bonne syllabe.

na


ra

mi

no




2 Remets les syllabes dans l'ordre pour former des mots.



to

te


ma



tar

ne

ti



mar

te

mi

**3** Coche la phrase qui a les bons espaces.


Lerenardestunanimal.

Lere nard est una nimal.

Le renard est un animal.


Le renar dest un animal.

**4** Dessine ce que tu as compris.




v V v V


1 Découpe et colle les images où tu entends **V**.



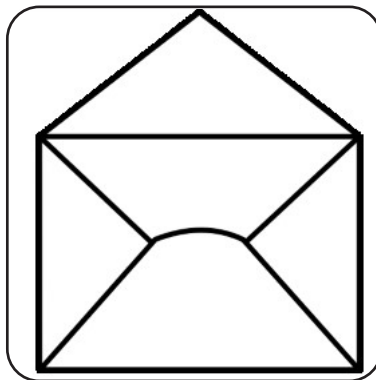
2 Entoure l'image quand tu entends le son **V**.




3 Écris la syllabe qui manque : va, vo, ve



\_\_\_che



en \_\_\_loppe



\_\_\_père

4 Entoure la lettre **V** à chaque fois que tu la vois.

u v v n M N v m v f V U w

avion voler vivant vase vitesse


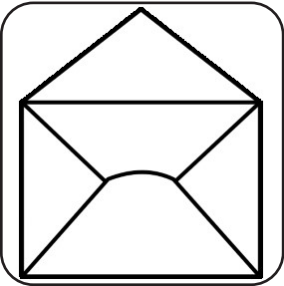
5 Relie chaque syllabe à son image.

vo



vi

va

ve



6 Essaie d'écrire les mots qui correspondent au dessin.



j J j J

1 Entoure l'image quand tu entends le son J.




2 Colorie la syllabe que tu entends.



fu  
ju  
pu



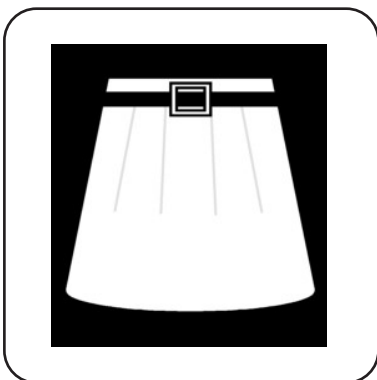
cha  
ja  
va



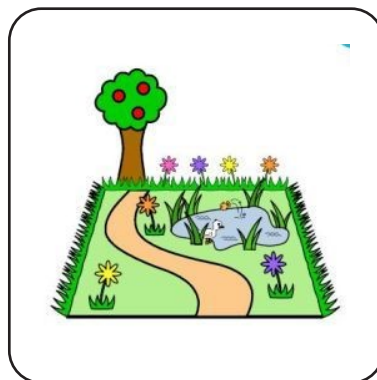
fu  
pu  
ju




3 Écris la syllabe qui manque : ju, ja, jar



\_\_\_pe



\_\_\_din



\_\_\_velot

4 Entoure la lettre **J** à chaque fois que tu la vois.

t G H j **J** c l j j L d z p

jongleur

jardin

donjon

déjeuner

majordome


5 Relie chaque syllabe à son image.

je

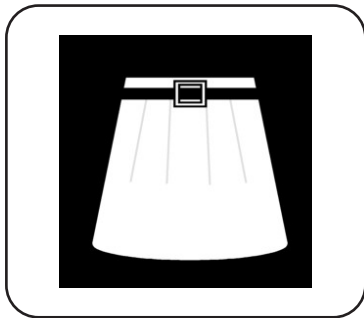
jar

ja

ju



6 Essaie d'écrire les mots qui correspondent au dessin.


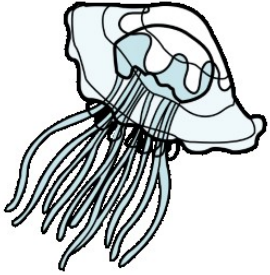


z Z

z

Z

1 Entoure l'image quand tu entends le son Z.




2 Colorie la syllabe que tu entends.

11

ze

zé

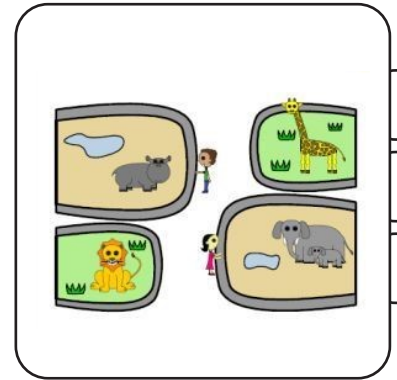
zè



ze

zé

zè



zo


zi

zu

3 Écris la syllabe qui manque : zé, zè, ze

12

dou \_\_\_\_\_



\_\_\_\_\_bre

0

\_\_\_\_\_ro

4 Entoure la lettre **Z** à chaque fois que tu la vois.

k R P z R n z p Z Q F Z y

bazar trapèze zoo zizanie zigzag


5 Relie chaque syllabe à son image.

zi


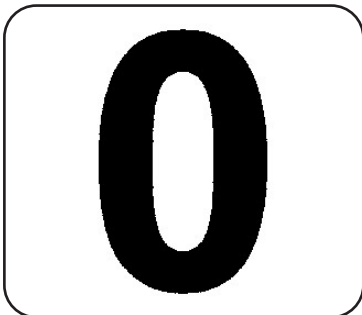
ze

zè

zo



6 Essaie d'écrire les mots qui correspondent au dessin.



# révisions




1 Relie chaque mot à la bonne syllabe.

va


ja

vé

zè



2 Remets les syllabes dans l'ordre pour former des mots.



lo

vé

ve

é

lè

vio

ra

li

**3** Coche la phrase qui a les bons espaces.

ZoéavolélevélodeVéra.

Zoé avolé lev élo de Véra.

Zo é a vo lé le vé lo de Vé ra.

Zoé a volé le vélo de Véra

**4** Dessine ce que tu as compris.

